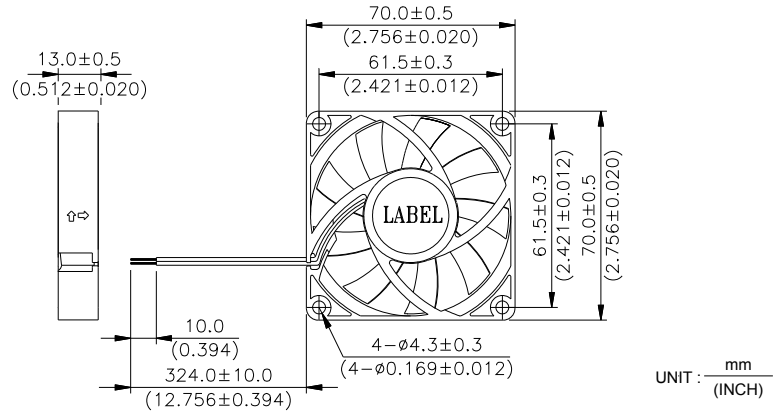


# AFB 70 x 70 x 13 MM SERIES

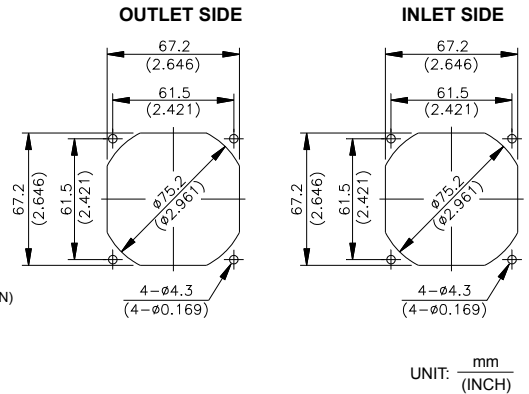
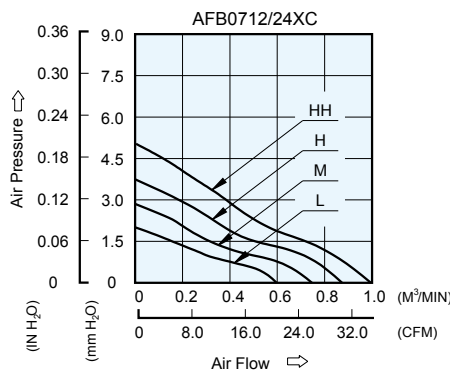
## DIMENSIONS DRAWING



- \* Bearing Type  
Ball Bearings
- \* Material  
Impeller & Frame : Plastic (UL 94V-0)
- \* Lead Wires :  
UL 2468 AWG #28 OR Equivalent  
Red Wire Positive (+)  
Black Wire Negative (-)
- \* Weight : 46g (1.62 oz)
- \* Rib Type Only

## P & Q CURVE (AT RATED VOLTAGE)

## MOUNTING PANEL CUTOUT



MODEL		Rated Voltage	Operating Voltage Range	Rated Current	Rated Input Power	Speed	Maximum Air Flow		Maximum Air Pressure		Noise
PART NO.	FUNCTION	VDC	VDC	Amp	Watt	R.P.M.	m <sup>3</sup> /min	CFM	mmH <sub>2</sub> O	IN H <sub>2</sub> O	dB-A
AFB0712LC	-R00 / -F00	12	4.0 to 13.8	0.09	1.08	2800	0.600	21.19	2.01	0.079	27.0
AFB0724LC	-R00 / -F00	24	14.0 to 27.6	0.07	1.68						
AFB0712MC	-R00 / -F00	12	4.0 to 13.8	0.16	1.92	3300	0.750	26.49	2.89	0.113	31.5
AFB0724MC	-R00 / -F00	24	14.0 to 27.6	0.09	2.16						
AFB0712HC	-R00 / -F00	12	4.0 to 13.8	0.22	2.64	3800	0.878	31.01	3.75	0.148	35.0
AFB0724HC	-R00 / -F00	24	14.0 to 27.6	0.14	3.36						
AFB0712HHC	-R00 / -F00	12	4.0 to 13.8	0.28	3.36	4300	0.991	35.00	4.97	0.196	38.5
AFB0724HHC	-R00 / -F00	24	14.0 to 27.6	0.17	4.08						

\* Function type is optional.  
 \* The max. air flow and the speed are measured in free air ; max. air pressure is measured at zero air flow.  
 \* Noise is measured in anechoic chamber in free air, one meter from intake side.  
 \* All readings are typical values at rated voltage.  
 \* Specifications are subject to change without notice.  
 \* Both of the ball bearing and the 1 ball + 1 Sleeve type are available.